


# WELCOME TO YEAR 6



**Hawking Class  
2022 - 23**

# WELCOME TO YEAR 6

## **We will discuss:**


- Curriculum
- Homework
- PE
- Lunches
- Communication
- Questions

# Year 6 Example Timetable

8:50 – 9:10		9:10 – 10:10		10:10 – 10:45	10:45 – 11:00	11:00 – 1.00			1:00 – 2:00	2:00 – 3:20		3:20 – 3:30
Monday	<b>BANK HOL</b>				<b>Break</b>	<b>BANK HOL</b>			<b>Lunch</b>	<b>BANK HOL</b>		
Tuesday	Spelling Handwriting	Maths Project 1	Reading	MATHS HEROES		PPA PE 12:00 – 1:00		PPA Spanish 2.00 – 2:45		PPA Music 2.45 – 3.30		
Wednesday	Handwriting	Maths Project 2	Reading	English Lesson 1 To use specific vocabulary related to an unfamiliar context (shelter building)		Maths Fluency	English Lesson 2 To Identify the features of an explanation text	PSHE		Class Book		
Thursday	SLT Assembly	Maths Project 3	Reading	English Lesson 3 To identify and use relative clauses		Art		SCIENCE		Class Book		
Friday	SC Meeting/ Sharing Assembly	Maths Teacher Swap	Reading	English Lesson 4 Use punctuation to convey information concisely and with clarity		R.E.	Timetables	Spelling Check & Strategies		Home Time 2:30		

# Year 6 Curriculum

## Amazonian Adventures



Autumn

## The Victorians



Spring

## Ancient Greeks



Summer

# Autumn Term

## Amazonian Adventures



## The Maya



## WOW Trip: Kew Gardens



### Science

**Animals including humans**  
The circulatory system, diet and exercise  
**Evolution and Inheritance**

### Geography and History

**Amazonian Adventures**  
Physical and Human Geography of Brazil  
**The Maya**  
A study of a non-European Civilisation

### Computing

**The Mayans** - Design and create a Mayan Temple using Sketch Up

### Art

**Sculpture**  
Clay  
**Artists**  
Mayan sculptures linked to history topic

### PE and Games

**Class**  
Hockey and Ball Skills  
**PE Coach**  
Netball and Handball

### RE

**Judaism** – What do Jews believe are their responsibilities to God?  
**Buddhism** – How does being in a community help Buddhists to follow teachings?

### DT

**Computer Design:** To design a computer aided pyramid design.

### PSHE and Citizenship

Healthy minds and well-being  
Relationships, puberty and reproduction

### Music

Character Songs and staff notation focus

### Spanish


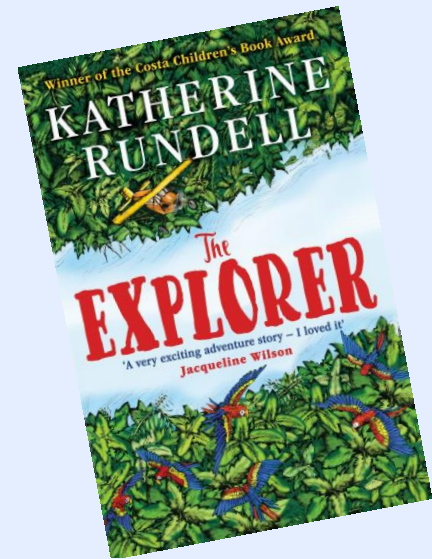
Geographical features  
*(The Continents, mountains and rivers of the world)*









**At the Cafe**  
*(buying lunch food/drink, understanding a menu, using euros)*



# English

## Reading, Writing & SPAG



Destination Reader 	
<b>Predicting</b>  <ul style="list-style-type: none"> <li>I wonder if</li> <li>I predict</li> <li>I think that</li> <li>I bet that</li> <li>I imagine</li> <li>I think * will happen</li> <li>I think I will learn</li> <li>I think it will be set out</li> <li>The next part will be about</li> </ul>	<b>Inferring</b>  <ul style="list-style-type: none"> <li>The word * tells me</li> <li>The part * tells me</li> <li>This makes me think that</li> <li>I think this <b>character</b> because</li> <li>I think the <b>setting</b> is</li> <li>I think the <b>mood</b> is</li> <li>I think the writer's viewpoint is</li> <li>I think this character's viewpoint is</li> </ul>
<b>Asking questions</b>  <ul style="list-style-type: none"> <li>Who</li> <li>What</li> <li>When</li> <li>Where</li> <li><b>I wonder</b></li> <li><b>Why</b></li> <li><b>How</b></li> <li><b>What if</b></li> <li><b>Why do you think</b></li> <li><b>How do you think</b></li> <li><b>How do we know</b></li> </ul>	<b>Evaluating</b>  <p><b>Language</b></p> <ul style="list-style-type: none"> <li>The word/phrase * works well because</li> <li>I like the way the author uses * it makes me think about</li> <li>I think it would have read better if</li> <li>It's very clever the way the author uses * because</li> <li>The sentence * has high impact because</li> </ul> <p><b>Organisation</b></p> <ul style="list-style-type: none"> <li>The text is organised well because</li> <li>The presentation helps the reader because</li> <li>The structure could be improved by</li> </ul>
<b>Clarifying</b>  <ul style="list-style-type: none"> <li>I think that means</li> <li>I didn't understand</li> <li>What does * mean?</li> <li>I need to reread this part because</li> <li>* is a tricky word so I</li> <li>I didn't understand * so I</li> <li>Let's reread because it didn't make sense.</li> </ul>	<b>Making connections</b>  <p><b>Text to self:</b></p> <ul style="list-style-type: none"> <li>I know about this because I</li> <li>I've been to / seen</li> <li>I saw a programme about this</li> <li>I can identify with this character because</li> </ul> <p><b>Text to text:</b></p> <ul style="list-style-type: none"> <li>I think this book is a * (genre) book because</li> <li>This reminds me of * because</li> <li>This is similar to * because</li> <li>This character is similar to * because</li> </ul> <p><b>Text to world:</b></p> <ul style="list-style-type: none"> <li>This links to</li> <li>This is because</li> </ul>
<b>Summarising</b>  <ul style="list-style-type: none"> <li>The key idea is</li> <li>The most important ideas are * and I know that because</li> <li>This part is about</li> <li>The headline would be</li> <li>In 10 words</li> <li>The main theme is</li> </ul>	<b>Learning Behaviours</b> <ul style="list-style-type: none"> <li>❖ <b>Support and actively listen to others</b></li> <li>❖ <b>Discuss and explain our ideas</b></li> <li>❖ <b>Take responsibility for your own and your group's learning.</b></li> </ul>

# Maths – Year 6 Overview



	Week 1	Week 2	Week 3	Week 4	Week 5	Week 6	Week 7	Week 8	Week 9	Week 10	Week 11	Week 12
Autumn term	Number <b>Place value</b> VIEW		Number <b>Addition, subtraction, multiplication and division</b> VIEW				Number <b>Fractions A</b> VIEW		Number <b>Fractions B</b> VIEW		Measurement <b>Converting units</b> VIEW	
Spring term	Number <b>Ratio</b> VIEW		Number <b>Algebra</b> VIEW		Number <b>Decimals</b> VIEW		Number <b>Fractions decimals and percentages</b> VIEW		Measurement <b>Area, perimeter and volume</b> VIEW		<b>Statistics</b> VIEW	
Summer term	Geometry <b>Shape</b> VIEW			Geometry <b>Position and direction</b> VIEW								

# Maths

Step 1

Numbers to 1,000,000

Step 2

Numbers to 10,000,000

Step 3

Read and write numbers to 10,000,000

Step 4

Powers of 10

Step 5

Number line to 10,000,000

Step 6

Compare and order any integers

Step 7

Round any integer

Step 8

Negative numbers




# Year 6 Homework

## Spelling

## Maths

## Reading



### Week 1 Spellings

Practise these daily to become super spellers.

Look/Say>Cover>Write>Check

Date given: 9/9/22

Test date: 16/9/22

aggressive

hostile

awkward

obstinate

desperate

frantic

disastrous

calamitous

marvellous

spectacular

[www.whizz.com](http://www.whizz.com)

TIMES TABLES  
ROCKSTARS



Maths-Whizz  
Join the Whizz Summer Challenge  
The UK's leading virtual maths tutor  
Discover how virtual tuition is transforming home learning for parents and schools.


- Engage children in maths from reception to year 6
- Boosted confidence and better learning outcomes
- Designed for home, school and remote learning

Find out more...

Parents > Schools >

# Year 6 Homework

To be completed by the end of each term.



Home Learning Project

## The Maya

It is up to you how you present your learning. You can have lots of mini projects across different areas or one main project to show.

You have to be ready to present your learning to the whole class by the end of the term!




**Your homework should:**

- Be representative of a term's work (**at least 10 weeks**)
- Explore lots of different ways of showing your learning (photos, video, computer presentation, posters)
- Involve different ways of finding information—remember to write this up alongside your project
- Be creative and imaginative
- Show that you have developed your own interests.

**Possible Places to visit:**  
**The British Museum**  
**Some Websites to explore:**  
**BBC Bitesize**  
<https://www.dkfindout.com/uk/history/mayans/>  
<https://www.theschoolrun.com/homework-help/the-mayans>  
**Don't forget to go to the library!**

**Review:**  
**Friday 12<sup>th</sup> October 2018**

**Due in:**  
**Friday 16<sup>th</sup> December 2022**

**Suggested ideas:**

- Draw maps to show where The Maya lived-  
*Compare what the land is like now and what it was like then.*
- Write a diary entry from somebody living in the era of The Maya – *what would life have been like for them?*
- Create a village showing where The Maya might have lived. *Include animals, shelter, people*
- Make a model showing the Architecture of The Maya and write up your design plans or instructions of how you made it to teach someone else.
- Compare the differences between children growing up in the times of The Maya and now
- Write a non-chronological report about the life of a person living in the times of The Maya
- Create a presentation on what life was like in the era of The Maya
- Create a Maths code of your own similar to the code developed by The Maya.
- Create a collage of photos of your day out at the British Museum – what did you see and learn?  
**Remember that you are not expected to do everything!**

Children will be invited to bring their project into school towards the end of term to share their learning.



# PE Days and PE Kit

Year 6 Classes have **PE** on:

➤ **MONDAY AND TUESDAY**



Please ensure that your child comes to school wearing their PE kit on these days.


**PLEASE LABEL  
ALL CLOTHING**

# School Lunch



## What's for lunch?

Week 2 12 <sup>th</sup> September	Meat FREE Monday	Tuesday	Wednesday	Thursday	Friday
<b>Main Meal Vegetarian</b>	Singapore Fried Noodles	Vegetarian Pie with Lentils	Vegetable Tagine	Pasta Pesto	Samosas
<b>Main Meal Meat</b>		Cottage Pie	Lamb Tagine	Pasta Bolognese Bake	Breaded Haddock
<b>Accompaniment</b>	Vegetable Spring Rolls		Harissa Couscous		Oven Chips
<b>Hot Vegetable</b>	Savoy Cabbage	Roasted Vegetables	Green Beans	Herbed Carrots	Garden peas
<b>Table Salad/garnish</b>	Prawn Crackers Sweet Chilli	Celery Sticks	Mixed Salad		
<b>Bread</b>			Flat Bread	Garlic Bread	
<b>Dessert</b>	Fruit, Yoghurt, Cheese & Biscuits	Fruit, Yoghurt, Cheese & Biscuits <b>Courgette Sponge</b>	Fruit, Yoghurt, Cheese & Biscuits	Fruit, Yoghurt, Cheese Biscuits <b>Ice cream</b>	Fruit, Yoghurt, Cheese & Biscuits



OR CHOOSE

Baked jacket potato with a choice of fillings.

Option One

Our hot meals are served with seasonal vegetables.  
A selection of homemade breads.  
Cold dessert of fresh fruit, natural or fruity yoghurt.  
Fresh water



Activate Windows

Go to Settings to activate Windows

[Website:](#)  
[School Lunch](#)

Menu available on website in 'Parent Information' section



Please book and pay for school lunch via **SCOPAY**

# Important Dates

## Themed Weeks

### **Maths Week**

WB 19<sup>th</sup> September

### **Black History Month**

WB 3<sup>rd</sup> October

### **Kindness Week**

WB 14<sup>th</sup> November

### **Assessment Week**

WB 27<sup>th</sup> November

### **Christmas Events**

WB 12<sup>th</sup> December

## Dress Up Days

### **Maths Rocks Stars**

Friday 23<sup>rd</sup> September

### **Show Racism the Red Card**

Friday 21<sup>st</sup> October

### **Odd Socks**

Monday 14<sup>th</sup> November

### **Pyjamas (Children in Need)**

Friday 18<sup>th</sup> November

### **Christmas Jumper Day**

Friday 16<sup>th</sup> December



## Other Dates to Remember

### **Individual Photo Day**

Tuesday 20<sup>th</sup> September

### **INSET Day**

Monday 31<sup>st</sup> October

### **Parent's Evening**

Tues 15<sup>th</sup> and Wed 16<sup>th</sup> November

### **Christmas Fair**

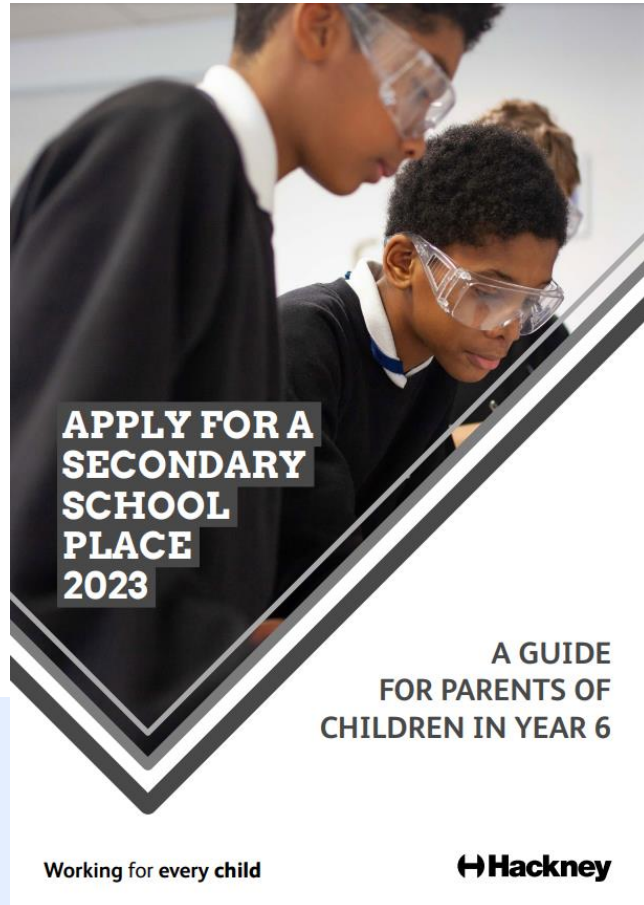
Friday 9<sup>th</sup> December

### **UKS2 Christmas Concert**

Week Beg 12<sup>th</sup> December 2022



# Secondary Transfer



**Application period started:**  
Monday 5th September 2022

**Closing Date:**  
Friday 21st October 2022  
Statutory: 31st October 2022

**Outcomes:**  
Wednesday 1<sup>st</sup> March 2023  
**Accept by:**  
Wednesday 23rd March 2023



# CATs Transfer



CAT4



testwise

**Week Beginning 3rd October 2022  
until end of the Autumn Term**

- verbal reasoning (*thinking with words*)
- quantitative (*thinking with numbers*)
- non-verbal reasoning (*thinking with shapes and space*)

# Residential

## Phasel's Wood

5th June 2022 - 9th June 2022




**PHASELS WOOD  
ACTIVITY CENTRE**





# Communication



<http://www.millfields.hackney.sch.uk/>



## Millfields Mag

FRIDAY 28TH JUNE 2019  
*VIERNES 28 DE JUNIO DE 2019*

[www.millfields.hackney.sch.uk](http://www.millfields.hackney.sch.uk) E-mail: [info@millfields.hackney.sch.uk](mailto:info@millfields.hackney.sch.uk)





Millfields  
Community School  
Hilsea Street  
Hackney  
E5 0SH  
TEL : 020 8985 7898

Millfields Musical Magnificence









It has been another busy week at Millfields, especially for all our cycling community! Lots of the Year 5 children have been taking part in Bikeability lessons — learning how to have a road-worthy bike and how to ride safely on the roads. Well done to all the children who successfully completed the course. Yesterday, 36 of the Year 5 children also took part in Bike Around the Borough — an event that takes place every year! Hundreds of Hackney school children take to the roads for a mass ride around the borough, organised by the Council to provide a chance for students to practice the skills they've learned through national standards cycle training and to help them see how easy it is to travel around Hackney by bike. The riders started at Hackney Downs, travelling from there to Clisold Park, before heading on to London Fields, past Hackney Town Hall and back to Hackney Downs. Then today, many of our Cycling Team have taken part in a sponsored cycle ride — they did the last 10 miles of a 50 mile ride and have so far raised an amazing £1,750. Thanks to all the families and friends who have donated. They had beautiful weather today and cycled up the towpath to Ware. They hope to reach their target of £1950 by the end of today in order to raise money for World Bicycle Relief that will provide 20 bikes for children to ride to school in poorer countries across the world. If you can and would like to help, please click on the link: <https://www.justgiving.com/Millfields50miles>. Thank you so much to parents, Paul and Nicky, who organised the whole thing and to all the parents and staff

Important Dates
<b>Summer Fair</b> Saturday 29th June <b>Sports Week</b> 1st—5th July <b>Safety Awareness Week</b> 8th—12th July <b>London Day</b> 18th July <b>First day of Autumn Term</b> Weds 4th September
Attendance
<b>Week beg: 17th June</b> Our school target: 96.5% Last week: 95.1 % Winning classes: KS1 Brown (98.3%) KS2 Macintosh (99.1%) <b>Well done!</b>
Turk Shop





[swatson@millfields.hackney.sch.uk](mailto:swatson@millfields.hackney.sch.uk)

Assistant Head/Phase Lead for Lower Key Stage 2

[kfry@millfields.hackney.sch.uk](mailto:kfry@millfields.hackney.sch.uk)

SENCO - Special educational needs coordinator



[cgreen@millfields.hackney.sch.uk](mailto:cgreen@millfields.hackney.sch.uk)

Senior Admin Officer - Attendance/Admissions

[iudeaja@millfields.hackney.sch.uk](mailto:iudeaja@millfields.hackney.sch.uk)

Extended School Manager/Clubs

# Questions

